

Chapter 1

Security Governance Through Principles and Policies

THE CISSP EXAM TOPICS COVERED IN THIS CHAPTER INCLUDE:

✓ Domain 1.0: Security and Risk Management

- 1.2 Understand and apply security concepts
 - 1.2.1 Confidentiality, integrity, and availability, authenticity and nonrepudiation
- 1.3 Evaluate and apply security governance principles
 - 1.3.1 Alignment of security function to business strategy, goals, mission, and objectives
 - 1.3.2 Organizational processes (e.g., acquisitions, divestitures, governance committees)
 - 1.3.3 Organizational roles and responsibilities
 - 1.3.4 Security control frameworks
 - 1.3.5 Due care/due diligence
- 1.7 Develop, document, and implement security policy, standards, procedures, and guidelines
- 1.11 Understand and apply threat modeling concepts and methodologies
- 1.12 Apply Supply Chain Risk Management (SCRM) concepts
 - 1.12.1 Risks associated with hardware, software, and services
 - 1.12.2 Third-party assessment and monitoring
 - 1.12.3 Minimum security requirements
 - 1.12.4 Service level requirements



✓ **Domain 3: Security Architecture and Engineering**

- 3.1 Research, implement and manage engineering processes using secure design principles
 - 3.1.1 Threat modeling
 - 3.1.3 Defense in depth



The Security and Risk Management domain of the CISSP certification exam encompasses many of the foundational elements of security solutions. Additional elements of this domain are discussed in various chapters: Chapter 2, “Personnel Security and Risk Management Concepts”; Chapter 3, “Business Continuity Planning”; Chapter 4, “Laws, Regulations, and Compliance”; and Chapter 19, “Investigations and Ethics.” Please be sure to review all these chapters to have a complete perspective on the topics of this domain.

Security 101

We often hear how important security is, but we don’t always understand why. Security is important because it helps to ensure that an organization is able to continue to exist and operate in spite of any attempts to steal its data or compromise its physical or logical elements. Security should be viewed as an element of business management rather than an IT concern. In fact, IT and security are different. *Information technology (IT)* or even *information systems (IS)* is the hardware and software that support the operations or functions of a business. Security is the business management tool that ensures the reliable and protected operation of IT/IS. Security exists to support the objectives, mission, and goals of the organization.

Generally, a security framework should be adopted that provides a starting point for how to implement security. Once an initiation of security has been accomplished, then fine-tuning that security is accomplished through evaluation. There are three common types of security evaluation: risk assessment, vulnerability assessment, and penetration testing (these are covered in detail in Chapter 2 and Chapter 15, “Security Assessment and Testing”). Risk assessment is a process of identifying assets, threats, and vulnerabilities, and then using that information to calculate risk. Once risk is understood, it is used to guide the improvement of the existing security infrastructure. Vulnerability assessment uses automated tools to locate known security weaknesses, which can be addressed by adding in more defenses or adjusting the existing protections. Penetration testing uses trusted individuals to stress-test the security infrastructure to find issues that may not be discovered by the prior two means, with the goal of finding those concerns before an adversary takes advantage of them.

Security should be cost-effective. Organizations do not have infinite budgets and thus must allocate their funds appropriately. Additionally, an organizational budget includes a percentage of monies dedicated to security, just as most other business tasks and processes

require capital, not to mention payments to employees, insurance, retirement, and so on. You should select security controls that provide the greatest protection for the lowest resource cost.

Security should be legally defensible. The laws of your jurisdiction are the backstop of organizational security. When someone intrudes into your environment and breaches security, especially when such activities are illegal, then prosecution in court may be the only available response for compensation or closure. Also, many decisions made by an organization will have legal liability issues. If required to defend a security action in the courtroom, legally supported security will go a long way toward protecting your organization from facing large fines, penalties, or charges of negligence.

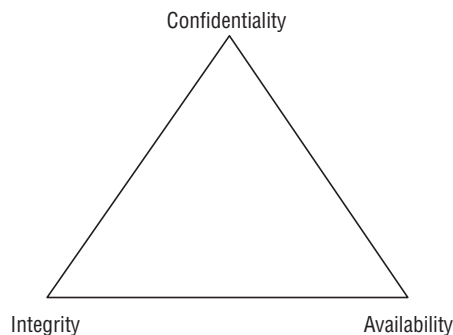
Security is a journey, not a finish line. It is not a process that will ever be concluded. It is not possible to fully secure something, because security issues are always changing. Our deployed technology is changing by the passage of time, by the users, and by the adversaries discovering flaws and developing exploits. The defenses that were sufficient yesterday may not be sufficient tomorrow. As new vulnerabilities are discovered, as new means of attack are crafted and new exploits are built, we have to respond by reassessing our security infrastructure and responding appropriately.

Understand and Apply Security Concepts

Security management concepts and principles are inherent elements in a security policy and solution deployment. They define the basic parameters needed for a secure environment. They also define the goals and objectives that both policy designers and system implementers must achieve to create a secure solution.

Confidentiality, integrity, and availability (CIA) (i.e., the *CIA Triad*) are typically viewed as the primary goals and objectives of a security infrastructure (see Figure 1.1).

FIGURE 1.1 The CIA Triad



Security controls are typically evaluated on how well they address these three core information security tenets. Vulnerabilities and risks are also evaluated based on the threat they pose against one or more of the CIA Triad principles.

Confidentiality

The first principle of the CIA Triad is confidentiality. *Confidentiality* is the concept of the measures used to ensure the protection of the secrecy of data, objects, or resources. The goal of confidentiality protection is to prevent or minimize unauthorized access to data. Confidentiality protections prevent disclosure while protecting authorized access.

Violations of confidentiality are not limited to directed intentional attacks. Many instances of unauthorized disclosure of sensitive or confidential information are the result of human error, oversight, or ineptitude. Confidentiality violations can result from the actions of an end user or a system administrator. They can also occur because of an oversight in a security policy or a misconfigured security control.

Numerous countermeasures can help ensure confidentiality against possible threats. These include encryption, network traffic padding, strict access control, rigorous authentication procedures, data classification, and extensive personnel training.

Concepts, conditions, and aspects of confidentiality include the following:

Sensitivity *Sensitivity* refers to the quality of information, which could cause harm or damage if disclosed.

Discretion *Discretion* is an act of decision where an operator can influence or control disclosure in order to minimize harm or damage.

Criticality The level to which information is mission critical is its measure of *criticality*. The higher the level of criticality, the more likely the need to maintain the confidentiality of the information.

Concealment *Concealment* is the act of hiding or preventing disclosure. Often concealment is viewed as a means of cover, obfuscation, or distraction. A related concept to concealment is *security through obscurity*, which is the concept of attempting to gain protection through hiding, silence, or secrecy.

Secrecy *Secrecy* is the act of keeping something a secret or preventing the disclosure of information.

Privacy *Privacy* refers to keeping information confidential that is personally identifiable or that might cause harm, embarrassment, or disgrace to someone if revealed.

Seclusion *Seclusion* involves storing something in an out-of-the-way location, likely with strict access controls.

Isolation *Isolation* is the act of keeping something separated from others.

Organizations should evaluate the nuances of confidentiality they wish to enforce. Tools and technology that implement one form of confidentiality might not support or allow other forms.

Integrity

Integrity is the concept of protecting the reliability and correctness of data. Integrity protection prevents unauthorized alterations of data. Properly implemented integrity protection provides a means for authorized changes while protecting against intended and malicious unauthorized activities (such as viruses and intrusions) as well as mistakes made by authorized users (such as accidents or oversights).

Integrity can be examined from three perspectives:

- Preventing unauthorized subjects from making modifications
- Preventing authorized subjects from making unauthorized modifications, such as mistakes
- Maintaining the internal and external consistency of objects so that their data is a correct and true reflection of the real world and any relationship with any other object is valid, consistent, and verifiable

For integrity to be maintained on a system, controls must be in place to restrict access to data, objects, and resources. Maintaining and validating object integrity across storage, transport, and processing requires numerous variations of controls and oversight.

Numerous attacks focus on the violation of integrity. These include viruses, logic bombs, unauthorized access, errors in coding and applications, malicious modification, intentional replacement, and system backdoors.

Human error, oversight, or ineptitude accounts for many instances of unauthorized alteration of sensitive information. They can also occur because of an oversight in a security policy or a misconfigured security control.

Numerous countermeasures can ensure integrity against possible threats. These include strict access control, rigorous authentication procedures, intrusion detection systems, object/data encryption, hash verifications (see Chapter 6, “Cryptography and Symmetric Key Algorithms,” and Chapter 7, “PKI and Cryptographic Applications”), interface restrictions, input/function checks, and extensive personnel training.

Confidentiality and integrity depend on each other. Without object integrity (in other words, the inability of an object to be modified without permission), confidentiality cannot be maintained.

Integrity is dependent on confidentiality and access control. Concepts, conditions, and aspects of integrity include the following:

- *Accuracy*: Being correct and precise
- *Truthfulness*: Being a true reflection of reality
- *Validity*: Being factually or logically sound
- *Accountability*: Being responsible or obligated for actions and results
- *Responsibility*: Being in charge or having control over something or someone
- *Completeness*: Having all necessary components or parts
- *Comprehensiveness*: Being complete in scope; the full inclusion of all needed elements

Availability

Availability means authorized subjects are granted timely and uninterrupted access to objects. Often, availability protection controls support sufficient bandwidth and timeliness of processing as deemed necessary by the organization or situation. Availability includes efficient uninterrupted access to objects and prevention of denial-of-service (DoS) attacks. Availability also implies that the supporting infrastructure—including network services, communications, and access control mechanisms—is functional and allows authorized users to gain authorized access.

For availability to be maintained on a system, controls must be in place to ensure authorized access and an acceptable level of performance, to quickly handle interruptions, provide for redundancy, maintain reliable backups, and prevent data loss or destruction.

There are numerous threats to availability. These include device failure, software errors, and environmental issues (heat, static electricity, flooding, power loss, and so on). Some forms of attack focus on the violation of availability, including DoS attacks, object destruction, and communication interruptions.

Many availability breaches are caused by human error, oversight, or ineptitude. They can also occur because of an oversight in a security policy or a misconfigured security control.

Numerous countermeasures can ensure availability against possible threats. These include designing intermediary delivery systems properly, using access controls effectively, monitoring performance and network traffic, using firewalls and routers to prevent DoS attacks, implementing redundancy for critical systems, and maintaining and testing backup systems. Most security policies, as well as business continuity planning (BCP), focus on the use of fault tolerance features at the various levels of access/storage/security (that is, disk, server, or site) with the goal of eliminating single points of failure to maintain availability of critical systems.

Availability depends on both integrity and confidentiality. Without integrity and confidentiality, availability cannot be maintained. Concepts, conditions, and aspects of availability include the following:

- *Usability*: The state of being easy to use or learn or being able to be understood and controlled by a subject
- *Accessibility*: The assurance that the widest range of subjects can interact with a resource regardless of their capabilities or limitations
- *Timeliness*: Being prompt, on time, within a reasonable time frame, or providing low-latency response

DAD, Overprotection, Authenticity, Non-repudiation, and AAA Services

In addition to the CIA Triad, you need to consider a plethora of other security-related concepts and principles when designing a security policy and deploying a security solution. These include the DAD Triad, the risks of overprotection, authenticity, nonrepudiation, and AAA services.

One interesting security concept is the opposite of the CIA Triad, which is the DAD Triad. Disclosure, alteration, and destruction make up the *DAD Triad*. The DAD Triad represents the failures of security protections in the CIA Triad. It may be useful to recognize what to look for when a security mechanism fails. Disclosure occurs when sensitive or confidential material is accessed by unauthorized entities, it is a violation of confidentiality. Alternation occurs when data is either maliciously or accidentally changed, it is a violation of integrity. Destruction occurs when a resource is damaged or made inaccessible to authorized users (technically we usually call the later denial of service (DoS)), it is a violation of availability.

It may also be worthwhile to know that too much security can be its own problem. Overprotecting confidentiality can result in a restriction of availability. Overprotecting integrity can result in a restriction of availability. Overproviding availability can result in a loss of confidentiality and integrity.

Authenticity is the security concept that data is authentic or genuine and originates from its alleged source. This is related to integrity, but it's more closely related to verifying that it is from a claimed origin. When data has authenticity, the recipient can have a high level of confidence that the data is from whom it claims to be from and that it did not change in transit (or storage).

Nonrepudiation ensures that the subject of an activity or who caused an event cannot deny that the event occurred. Nonrepudiation prevents a subject from claiming not to have sent a message, not to have performed an action, or not to have been the cause of an event. It is made possible through identification, authentication, authorization, accountability, and auditing. Nonrepudiation can be established using digital certificates, session identifiers, transaction logs, and numerous other transactional and access control mechanisms. A system built without proper enforcement of nonrepudiation does not provide verification that a specific entity performed a certain action. Nonrepudiation is an essential part of accountability. A suspect cannot be held accountable if they can repudiate the claim against them.

AAA services is a core security mechanism of all security environments. The three As in this abbreviation refer to authentication, authorization, and accounting (or sometimes auditing). However, what is not as clear is that although there are three letters in the acronym, it actually refers to five elements: identification, authentication, authorization, auditing, and accounting. These five elements represent the following processes of security:

Identification *Identification* is claiming to be an identity when attempting to access a secured area or system.

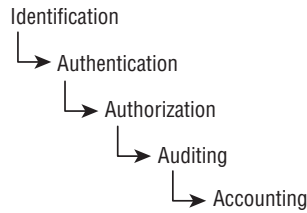
Authentication *Authentication* is proving that you are that claimed identity.

Authorization *Authorization* is defining the permissions (i.e., allow/grant and/or deny) of a resource and object access for a specific identity or subject.

Auditing *Auditing* is recording a log of the events and activities related to the system and subjects.

Accounting *Accounting* (aka *accountability*) is reviewing log files to check for compliance and violations in order to hold subjects accountable for their actions, especially violations of organizational security policy.

Although AAA is typically referenced in relation to authentication systems, it is actually a foundational concept for security. Missing any of these five elements can result in an incomplete security mechanism. The following sections discuss identification, authentication, authorization, auditing, and accountability (see Figure 1.2).

FIGURE 1.2 The five elements of AAA services

Identification

A subject must perform identification to start the process of authentication, authorization, and accountability (AAA). Providing an identity can involve typing in a username; swiping a smartcard; waving a proximity device; speaking a phrase; or positioning your face, hand, or finger for a camera or scanning device. Without an identity, a system has no way to correlate an authentication factor with the subject.

Once a subject has been identified (that is, once the subject's identity has been recognized and verified), the identity is accountable for any further actions by that subject. IT systems track activity by identities, not by the subjects themselves. A computer doesn't know one individual from another, but it does know that your user account is different from all other user accounts. Simply claiming an identity does not imply access or authority. The identity must be proven before use. That process is authentication.

Authentication

The process of verifying whether a claimed identity is valid is authentication. Authentication requires the subject to provide additional information that corresponds to the identity they are claiming. The most common form of authentication is using a password. Authentication verifies the identity of the subject by comparing one or more factors against the database of valid identities (that is, user accounts). The capability of the subject and system to maintain the secrecy of the authentication factors for identities directly reflects the level of security of that system.

Identification and authentication are often used together as a single two-step process. Providing an identity is the first step, and providing the authentication factors is the second step. Without both, a subject cannot gain access to a system—neither element alone is useful in terms of security. In some systems, it may seem as if you are providing only one element but gaining access, such as when keying in an ID code or a PIN. However, in these cases either the identification is handled by another means, such as physical location, or authentication is assumed by your ability to access the system physically. Both identification and authentication take place, but you might not be as aware of them as when you manually type in both a name and a password.

Each authentication technique or factor has its unique benefits and drawbacks. Thus, it is important to evaluate each mechanism in light of the environment in which it will be deployed to determine viability. We discuss authentication at length in Chapter 13, "Managing Identity and Authentication."

Authorization

Once a subject is authenticated, access must be authorized. The process of authorization ensures that the requested activity or access to an object is possible given the rights and privileges assigned to the authenticated identity. In most cases, the system evaluates the subject, the object, and the assigned permissions related to the intended activity. If the specific action is allowed, the subject is authorized. If the specific action is not allowed, the subject is not authorized.

Keep in mind that just because a subject has been identified and authenticated does not mean they have been authorized to perform any function or access all resources within the controlled environment. Identification and authentication are all-or-nothing aspects of access control. Authorization has a wide range of variations between all or nothing for each object within the environment. A user may be able to read a file but not delete it, print a document but not alter the print queue, or log on to a system but not access any resources. Authorization is discussed in Chapter 13.

Auditing

Auditing is the programmatic means by which a subject's actions are tracked and recorded for the purpose of holding the subject accountable for their actions while authenticated on a system through the documentation or recording of subject activities. It is also the process by which unauthorized or abnormal activities are detected on a system. Auditing is recording activities of a subject and its objects as well as recording the activities of application and system functions. Log files provide an audit trail for re-creating the history of an event, intrusion, or system failure. Auditing is needed to detect malicious actions by subjects, attempted intrusions, and system failures and to reconstruct events, provide evidence for prosecution, and produce problem reports and analysis. Auditing is usually a native feature of operating systems and most applications and services. Thus, configuring the system to record information about specific types of events is fairly straightforward.



Monitoring is part of what is needed for audits, and audit logs are part of a monitoring system, but the two terms have different meanings. Monitoring is a type of watching or oversight, whereas auditing is a recording of the information into a record or file. It is possible to monitor without auditing, but you can't audit without some form of monitoring.

Accountability

An organization's security policy can be properly enforced only if accountability is maintained. In other words, you can maintain security only if subjects are held accountable for their actions. Effective accountability relies on the capability to prove a subject's identity and track their activities. Accountability is established by linking an individual to the activities of an online identity through the security services and mechanisms of auditing, authorization, authentication, and identification. Thus, individual accountability is ultimately dependent on

the strength of these processes. Without a strong authentication process, there is doubt that the person associated with a specific user account was the actual entity controlling that user account when the undesired action took place.

To have viable accountability, you must be able to support your security decisions and their implementation in a court of law. If you are unable to legally support your security efforts, then you will be unlikely to be able to hold an individual accountable for actions linked to a user account. With only a password as authentication, there is significant room for doubt. Passwords are the least secure form of authentication, with dozens of different methods available to compromise them. However, with the use of multifactor authentication, such as a password, smartcard, and fingerprint scan in combination, there is very little possibility that any other individual could have compromised the authentication process in order to impersonate the person responsible for the user account.

Protection Mechanisms

Another aspect of understanding and applying security controls is the concept of protection mechanisms or protection controls. Not all security controls must have them, but many controls offer their protection through the use of these mechanisms. Some common examples of these mechanisms are defense in depth, abstraction, data hiding, and using encryption.

Defense in Depth

Defense in depth, also known as *layering*, is the use of multiple controls in a series. No one control can protect against all possible threats. Using a multilayered solution allows for numerous different controls to guard against whatever threats come to pass. When security solutions are designed in layers, a single failed control should not result in exposure of systems or data.

Using layers in a series rather than in parallel is important. Performing security restrictions in a series means to perform one after the other in a linear fashion. Only through a series configuration will each attack be scanned, evaluated, or mitigated by every security control. In a series configuration, failure of a single security control does not render the entire solution ineffective. If security controls were implemented in parallel, a threat could pass through a single checkpoint that did not address its particular malicious activity.

Serial configurations are very narrow but very deep, whereas parallel configurations are very wide but very shallow. Parallel systems are useful in distributed computing applications, but parallelism is not often a useful concept in the realm of security.

Within the context of defense in depth, in addition to the terms levels, multilevel, and layers, other terms that are often used in relation to this concept are classifications, zones, realms, compartments, silos, segmentations, lattice structure, and protection rings. You will see these terms used often throughout this book. When you see them, think about the concept of defense in depth in relation to the context of where the term is used.

Abstraction

Abstraction is used for efficiency. Similar elements are put into groups, classes, or roles that are assigned security controls, restrictions, or permissions as a collective. Abstraction simplifies security by enabling you to assign security controls to a group of objects collected by type or function. Thus, the concept of abstraction is used when classifying objects or assigning roles to subjects.

Abstraction is one of the fundamental principles behind the field known as object-oriented programming. It is the unknown environment doctrine that says that users of an object (or operating system component) don't necessarily need to know the details of how the object works; they need to know just the proper syntax for using the object and the type of data that will be returned as a result (that is, how to send input and receive output). This is very much what's involved in mediated access to data or services, such as when user mode applications use system calls to request administrator mode services or data (and where such requests may be granted or denied depending on the requester's credentials and permissions) rather than obtaining direct, unmediated access.

Another way in which abstraction applies to security is the introduction of object groups, sometimes called classes, where access controls and operation rights are assigned to groups of objects rather than on a per-object basis. This approach allows security administrators to define and name groups easily (the names are often related to job roles or responsibilities) and helps make the administration of rights and privileges easier (when you add an object to a class, you confer rights and privileges rather than having to manage rights and privileges for each object separately).

Data Hiding

Data hiding is exactly what it sounds like: preventing data from being discovered or accessed by a subject by positioning the data in a logical storage compartment that is not accessible or seen by the subject. This means the subject cannot see or access the data, not just that it is unseen. Forms of data hiding include keeping a database from being accessed by unauthorized visitors and restricting a subject at a lower classification level from accessing data at a higher classification level. Preventing an application from accessing hardware directly is also a form of data hiding. Data hiding is often a key element in security controls as well as in programming. Steganography is an example of data hiding (see Chapter 7).

Data hiding is an important characteristic in multilevel secure systems. It ensures that data existing at one level of security is not visible to processes running at different security levels. From a security perspective, data hiding relies on placing objects in security containers that are different from those that subjects occupy to hide object details from those with no need to know about them or means to access them.

The term *security through obscurity* may seem relevant here. However, that concept is different. Data hiding is the act of intentionally positioning data so that it is not viewable or accessible to an unauthorized subject, whereas security through obscurity is the idea of not informing a subject about an object being present and thus hoping that the subject will not discover the object. In other words, in security through obscurity the subject could access the data if they find it. It is digital hide and seek. Security through obscurity does not actually

implement any form of protection. It is instead an attempt to hope something important is not discovered by keeping knowledge of it a secret. An example of security through obscurity is when a programmer is aware of a flaw in their software code, but they release the product anyway hoping that no one discovers the issue and exploits it.

Encryption

Encryption is the science of hiding the meaning or intent of a communication from unintended recipients. Encryption can take many forms and should be applied to every type of electronic communication and storage. Encryption is discussed at length in Chapters 6 and 7.

Security Boundaries

A *security boundary* is the line of intersection between any two areas, subnets, or environments that have different security requirements or needs. A security boundary exists between a high-security area and a low-security one, such as between a LAN and the internet. It is important to recognize the security boundaries both on your network and in the physical world. Once you identify a security boundary, you must deploy mechanisms to control the flow of information across that boundary.

Divisions between security areas can take many forms. For example, objects may have different classifications. Each classification defines what functions can be performed by which subjects on which objects. The distinction between classifications is a security boundary.

Security boundaries also exist between the physical environment and the logical environment. To provide logical security, you must provide security mechanisms that are different from those used to provide physical security. Both must be present to provide a complete security structure, and both must be addressed in a security policy. However, they are different and must be assessed as separate elements of a security solution.

Security boundaries, such as a perimeter between a protected area and an unprotected one, should always be clearly defined. It's important to state in a security policy the point at which control ends or begins and to identify that point in both the physical and logical environments. Logical security boundaries are the points where electronic communications interface with devices or services for which your organization is legally responsible. In most cases, that interface is clearly marked, and unauthorized subjects are informed that they do not have access and that attempts to gain access will result in prosecution.

The security perimeter in the physical environment is often a reflection of the security perimeter of the logical environment. In most cases, the area for which the organization is legally responsible determines the reach of a security policy in the physical realm. This can be the walls of an office, the walls of a building, or the fence around a campus. In secured environments, warning signs are posted indicating that unauthorized access is prohibited and that attempts to gain access will be thwarted and result in prosecution.

When transforming a security policy into actual controls, you must consider each environment and security boundary separately. Simply deduce what available security

mechanisms would provide the most reasonable, cost-effective, and efficient solution for a specific environment and situation. However, all security mechanisms must be weighed against the value of the objects they are to protect. Deploying countermeasures that cost more than the value of the protected objects is unwarranted.

Evaluate and Apply Security Governance Principles

Security governance is the collection of practices related to supporting, evaluating, defining, and directing the security efforts of an organization. Optimally, security governance is performed by a board of directors, but smaller organizations may simply have the chief executive officer (CEO) or chief information security officer (CISO) perform the activities of security governance. Security governance seeks to compare the security processes and infrastructure used within the organization with knowledge and insight obtained from external sources. This is why a board of directors is often composed of people from a wide range of backgrounds and industries. The board members can bring their varied experience and wisdom to provide guidance for improvement to the organization they are overseeing.

Security governance principles are often closely related to and often intertwined with corporate and IT governance. The goals of these three governance agendas are often the same or interrelated, such as maintaining business processes while striving toward growth and resiliency.

Some aspects of governance are imposed on organizations due to legislative and regulatory compliance needs, whereas others are imposed by industry guidelines or license requirements. All forms of governance, including security governance, must be assessed and verified from time to time. Various requirements for auditing and validation may be present due to government regulations or industry best practices. This is especially problematic when laws in different countries differ or in fact conflict. The organization as a whole should be given the direction, guidance, and tools to provide sufficient oversight and management to address threats and risks, with a focus on eliminating downtime and keeping potential loss or damage to a minimum.

As you can tell, the definitions of security governance are often rather stilted and high level. Ultimately, security governance is the implementation of a security solution and a management method that are tightly interconnected. Security governance directly oversees and gets involved in all levels of security. Security is not and should not be treated as an IT issue only. Instead, security affects every aspect of an organization. Security is a business operations issue. Security is an organizational process, not just something the IT geeks do behind the scenes. Using the term *security governance* is an attempt to emphasize this point by indicating that security needs to be managed and governed throughout the organization, not just in the IT department.

There are numerous security frameworks and governance guidelines, including National Institute of Standards and Technology (NIST) SP 800-53 and NIST SP 800-100. Although

the NIST guidance is focused on government and military use, it can be adopted and adapted by other types of organization as well. Many organizations adopt security frameworks in an effort to standardize and organize what can become a complex and bewilderingly messy activity, namely, attempting to implement reasonable security governance.

Third-Party Governance

Third-party governance is the system of external entity oversight that may be mandated by law, regulation, industry standards, contractual obligation, or licensing requirements. The actual method of governance may vary, but it generally involves an outside investigator or auditor. These auditors might be designated by a governing body or might be consultants hired by the target organization.

Another aspect of third-party governance is the application of security oversight to third parties that your organization relies on. Many organizations choose to outsource various aspects of their business operations. Outsourced operations can include security guards, maintenance, technical support, and accounting services. These parties need to stay in compliance with the primary organization's security stance. Otherwise, they present additional risks and vulnerabilities to the primary organization.

Third-party governance focuses on verifying compliance with stated security objectives, requirements, regulations, and contractual obligations. On-site assessments can provide first-hand exposure to the security mechanisms employed at a location. Those performing on-site assessment or audits need to follow auditing protocols (such as Control Objectives for Information and Related Technology [COBIT]) and have a specific checklist of requirements to investigate.

In the auditing and assessment process, both the target and the governing body should participate in full and open document exchange and review. An organization needs to know the full details of all requirements it must comply with. The organization should submit security policy and self-assessment reports back to the governing body. This open document exchange ensures that all parties involved are in agreement about all the issues of concern. It reduces the chances of unknown requirements or unrealistic expectations. Document exchange does not end with the transmission of paperwork or electronic files. Instead, it leads into the process of documentation review.

See Chapter 12, "Secure Communications and Network Attacks," for a discussion of third-party connectivity.

Documentation Review

Documentation review is the process of reading the exchanged materials and verifying them against standards and expectations. The documentation review is typically performed before any on-site inspection takes place. If the exchanged documentation is sufficient and meets expectations (or at least requirements), then an on-site review will be able to focus on compliance with the stated documentation. However, if the documentation is incomplete, inaccurate, or otherwise insufficient, the on-site review is postponed until the documentation can

be updated and corrected. This step is important because if the documentation is not in compliance, chances are the location will not be in compliance either.

In many situations, especially related to government or military agencies or contractors, failing to provide sufficient documentation to meet requirements of third-party governance can result in a loss of or a voiding of *authorization to operate (ATO)*. Complete and sufficient documentation can often maintain existing ATO or provide a temporary ATO (TATO). However, once an ATO is lost or revoked, a complete documentation review and on-site review showing full compliance is usually necessary to reestablish the ATO.

A portion of the documentation review is the logical and practical investigation of the business processes and organizational policies in light of standards, frameworks, and contractual obligations. This review ensures that the stated and implemented business tasks, systems, and methodologies are practical, efficient, and cost-effective, and most of all (at least in relation to security governance) that they support the goal of security through the reduction of vulnerabilities and the avoidance, reduction, or mitigation of risk. Risk management, risk assessment, and addressing risk are all methods and techniques involved in performing process/policy review.

Manage the Security Function

The *security function* is the aspect of operating a business that focuses on the task of evaluating and improving security over time. To manage the security function, an organization must implement proper and sufficient security governance.

The act of performing a risk assessment to drive the security policy is the clearest and most direct example of management of the security function. The process of risk assessment is discussed in Chapter 2.

Security must be measurable. Measurable security means that the various aspects of the security mechanisms function, provide a clear benefit, and have one or more metrics that can be recorded and analyzed. Similar to performance metrics, security metrics are measurements of performance, function, operation, action, and so on as related to the operation of a security feature. When a countermeasure or safeguard is implemented, security metrics should show a reduction in unwanted occurrences or an increase in the detection of attempts. The act of measuring and evaluating security metrics is the practice of assessing the completeness and effectiveness of the security program. This should also include measuring it against common security guidelines and tracking the success of its controls. Tracking and assessing security metrics is part of effective security governance.

Managing the security function includes the development and implementation of information security strategies. Most of the content of the CISSP exam, and hence this book, addresses the various aspects of development and implementation of information security strategies.

Alignment of Security Function to Business Strategy, Goals, Mission, and Objectives

Security management planning ensures proper creation, implementation, and enforcement of a *security policy*. Security management planning aligns the security functions to the strategy, goals, mission, and objectives of the organization. This includes designing and implementing security based on business cases, budget restrictions, or scarcity of resources. A *business case* is usually a documented argument or stated position in order to define a need to make a decision or take some form of action. To make a business case is to demonstrate a business-specific need to alter an existing process or choose an approach to a business task. A business case is often made to justify the start of a new project, especially a project related to security. In most organizations, money and resources, such as people, technology, and space, are limited. Due to resource limitations like these, the maximum benefit needs to be obtained from any endeavor.

One of the most effective ways to tackle security management planning is to use a *top-down approach*. Upper, or senior, management is responsible for initiating and defining policies for the organization. Security policies provide direction for all levels of the organization's hierarchy. It is the responsibility of middle management to flesh out the security policy into standards, baselines, guidelines, and procedures. The operational managers or security professionals must then implement the configurations prescribed in the security management documentation. Finally, the end users must comply with all the security policies of the organization.



The opposite of the top-down approach is the bottom-up approach. In a *bottom-up approach* environment, the IT staff makes security decisions directly without input from senior management. The bottom-up approach is rarely used in organizations and is considered problematic in the IT industry.

Security management is a responsibility of upper management, not of the IT staff, and is considered an issue of business operations rather than IT administration. The team or department responsible for security within an organization should be autonomous. The *information security (InfoSec) team* should be led by a designated *chief information security officer (CISO)* who reports directly to senior management, such as the chief information officer (CIO), the chief executive officer (CEO), or the board of directors. Placing the autonomy of the CISO and the CISO's team outside the typical hierarchical structure in an organization can improve security management across the entire organization. It also helps avoid cross-department and internal political issues. The term *chief security officer (CSO)* is sometimes used as an alternative to CISO, but in many organizations the CSO position is a subposition under the CISO that focuses on physical security. Another potential term for the CISO is *information security officer (ISO)*, but this also can be used as a subposition under the CISO.



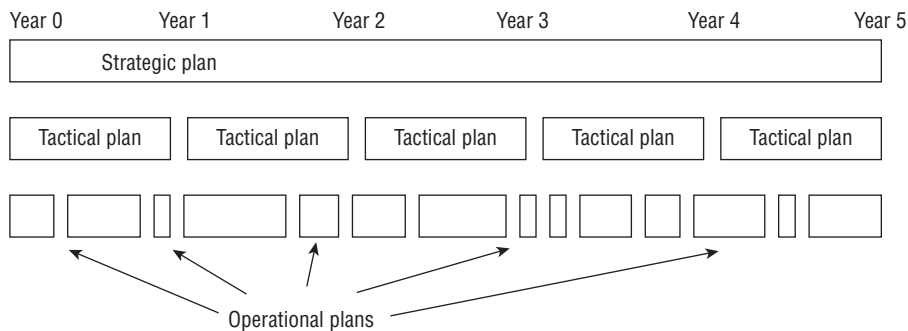
The *chief information officer (CIO)* focuses on ensuring information is used effectively to accomplish business objectives. The *chief technical officer (CTO)* focuses on ensuring that equipment and software work properly to support the business functions.

Elements of security management planning include defining security roles; prescribing how security will be managed, who will be responsible for security, and how security will be tested for effectiveness; developing security policies; performing risk analysis; and requiring security education for employees. These efforts are guided through the development of management plans.

The best security plan is useless without one key factor: approval by *senior management*. Without senior management's approval of and commitment to the security policy, the policy will not succeed. It is the responsibility of the policy development team to educate senior management sufficiently so managers understand the risks, liabilities, and exposures that remain even after security measures prescribed in the policy are deployed. Developing and implementing a security policy is evidence of due diligence and due care on the part of senior management. If a company does not practice due diligence and due care, managers can be held liable for negligence and held accountable for both asset and financial losses.

A security management planning team should develop three types of plans, as shown in Figure 1.3:

FIGURE 1.3 Strategic, tactical, and operational plan timeline comparison



Strategic Plan A *strategic plan* is a long-term plan that is fairly stable. It defines the organization's security purpose. It defines the security function and aligns it to the goals, mission, and objectives of the organization. It's useful for about five years, if it is maintained and updated annually. The strategic plan also serves as the planning horizon. Long-term goals and visions for the future are discussed in a strategic plan. A strategic plan should include a risk assessment.

Tactical Plan The *tactical plan* is a midterm plan developed to provide more details on accomplishing the goals set forth in the strategic plan, or can be crafted ad hoc based on unpredicted events. A tactical plan is typically useful for about a year and often

prescribes and schedules the tasks necessary to accomplish organizational goals. Some examples of tactical plans are project plans, acquisition plans, hiring plans, budget plans, maintenance plans, support plans, and system development plans.

Operational Plan An *operational plan* is a short-term, highly detailed plan based on the strategic and tactical plans. It is valid or useful only for a short time. Operational plans must be updated often (such as monthly or quarterly) to retain compliance with tactical plans. Operational plans spell out how to accomplish the various goals of the organization. They include resource allotments, budgetary requirements, staffing assignments, scheduling, and step-by-step or implementation procedures. Operational plans include details on how the implementation processes are in compliance with the organization's security policy. Examples of operational plans are training plans, system deployment plans, and product design plans.

Security is a continuous process. Thus, the activity of security management planning may have a definitive initiation point, but its tasks and work are never fully accomplished or complete. Effective security plans focus attention on specific and achievable objectives, anticipate change and potential problems, and serve as a basis for decision making for the entire organization. Security documentation should be concrete, well defined, and clearly stated. For a security plan to be effective, it must be developed, maintained, and actually used.

Organizational Processes

Security governance should address every aspect of an organization, including the organizational processes of acquisitions, divestitures, and governance committees. Acquisitions and mergers place an organization at an increased level of risk. Such risks include inappropriate information disclosure, data loss, downtime, or failure to achieve sufficient return on investment (ROI). In addition to all the typical business and financial aspects of mergers and acquisitions, a healthy dose of security oversight and increased scrutiny is often essential to reduce the likelihood of losses during such a period of transformation.

Similarly, a divestiture or any form of asset or employee reduction is another time period of increased risk and thus increased need for focused security governance. Assets need to be sanitized to prevent data leakage. Storage media should be removed and destroyed, because media sanitization techniques do not guarantee against data remnant recovery. Employees released from duty need to be debriefed. This process is often called an exit interview. This process usually involves reviewing any nondisclosure agreements as well as any other binding contracts or agreements that will continue after employment has ceased.

When acquisitions and mergers are made without security considerations, the risks inherent in those obtained products remain throughout their deployment life span. Minimizing inherent threats in acquired elements will reduce security management costs and likely reduce security violations.

It is important to evaluate the risks associated with hardware, software, and services. Products and solutions that have resilient integrated security are often more expensive than those that fail to have a security foundation. However, this additional initial expense is often

a much more cost-effective expenditure than addressing security deficiencies over the life of a poorly designed product. Thus, when considering the cost of a merger/acquisition, it is important to consider the total cost of ownership over the life of the product's deployment rather than just initial purchase and implementation.

Acquisition does not relate exclusively to hardware and software. Outsourcing, contracting with suppliers, and engaging consultants are also elements of acquisition. Integrating security assessments when working with external entities is just as important as ensuring a product was designed with security in mind.

In many cases, ongoing security monitoring, management, and assessment may be required. This could be an industry best practice or a regulation. Such assessment and monitoring might be performed by the organization internally or may require the use of external auditors. When engaging third-party assessment and monitoring services, keep in mind that the external entity needs to show security-mindedness in their business operations. If an external organization is unable to manage their own internal operations on a secure basis, how can they provide reliable security management functions for yours?

When evaluating a third party for your security integration, consider the following processes:

On-Site Assessment Visit the site of the organization to interview personnel and observe their operating habits.

Document Exchange and Review Investigate the means by which datasets and documentation are exchanged as well as the formal processes by which they perform assessments and reviews.

Process/Policy Review Request copies of their security policies, processes/procedures, and documentation of incidents and responses for review.

Third-Party Audit Having an independent third-party auditor, as defined by the American Institute of Certified Public Accountants (AICPA), can provide an unbiased review of an entity's security infrastructure, based on Service Organization Control (SOC) reports. See Chapter 15 for details on SOC reports.

For all acquisitions, establish minimum security requirements. These should be modeled after your existing security policy. The security requirements for new hardware, software, or services should always meet or exceed the security of your existing infrastructure. When working with an external service, be sure to review any service-level agreement (SLA) to ensure that security is a prescribed component of the contracted services. When that external provider is crafting software or providing a service (such as a cloud provider), then a service-level requirement (SLR) may need to be defined. An SLR is a statement of the expectations of service and performance from the product or service of a vendor. Often, an SLR is provided by the customer/client prior to the establishment of the SLA (which should incorporate the elements of the SLR if the vendor expects the customer to sign the agreement).

Two additional examples of organizational processes that are essential to strong security governance are change control/change management (see Chapter 16, "Managing Security Operations") and data classification (see Chapter 5, "Protecting Security of Assets").

Organizational Roles and Responsibilities

A *security role* is the part an individual plays in the overall scheme of security implementation and administration within an organization. Security roles are not necessarily prescribed in job descriptions because they are not always distinct or static. Familiarity with security roles will help in establishing a communications and support structure within an organization. This structure will enable the deployment and enforcement of the security policy. This section focuses on general-purpose security roles for managing an overall security infrastructure. See Chapter 5 for roles related specifically to data management.

The following are the common security roles present in a typical secured environment:

Senior Manager The organizational owner (*senior manager*) role is assigned to the person who is ultimately responsible for the security maintained by an organization and who should be most concerned about the protection of its assets. The senior manager must sign off on all security policy issues. There is no effective security policy if the senior management does not authorize and support it. The senior manager is the person who will be held liable for the overall success or failure of a security solution and is responsible for exercising due diligence and due care in establishing security for an organization. Even though senior managers are ultimately responsible for security, they rarely implement security solutions. In most cases, that responsibility is delegated to security professionals within the organization.

Security Professional The *security professional, information security (InfoSec) officer, or computer incident response team (CIRT)* role is assigned to a trained and experienced network, systems, and security engineer who is responsible for following the directives mandated by senior management. The security professional has the functional responsibility for security, including writing the security policy and implementing it. The role of security professional may be labeled as an IS/IT role, but its focus is on protection more than function. The security professional role is often filled by a team that is responsible for designing and implementing security solutions based on the approved security policy. Security professionals are not decision makers; they are implementers. All decisions must be left to the senior manager.

Asset Owner The *asset owner* role is assigned to the person who is responsible for classifying information for placement and protection within the security solution. The asset owner is typically a high-level manager who is ultimately responsible for asset protection. However, the asset owner usually delegates the responsibility of the actual data management tasks to a custodian.

Custodian The *custodian* role is assigned to the user who is responsible for the tasks of implementing the prescribed protection defined by the security policy and senior management. The custodian performs all activities necessary to provide adequate protection for the CIA Triad (confidentiality, integrity, and availability) of data and to fulfill the requirements and responsibilities delegated from upper management. These activities can include performing and testing backups, validating data integrity, deploying security solutions, and managing data storage based on classification.

User The *user (end user or operator)* role is assigned to any person who has access to the secured system. A user's access is tied to their work tasks and is limited so that they have only enough access to perform the tasks necessary for their job position (the principle of least privilege). Users are responsible for understanding and upholding the security policy of an organization by following prescribed operational procedures and operating within defined security parameters.

Auditor An *auditor* is responsible for reviewing and verifying that the security policy is properly implemented and the derived security solutions are adequate. The auditor produces compliance and effectiveness reports that are reviewed by the senior manager. Issues discovered through these reports are transformed into new directives assigned by the senior manager to security professionals or custodians.

All of these roles serve an important function within a secured environment. They are useful for identifying liability and responsibility as well as for identifying the hierarchical management and delegation scheme.

Security Control Frameworks

One of the first and most important security planning steps is to consider the overall *security control framework* or structure of the security solution desired by the organization. You can choose from several options in regard to security concept infrastructure; however, one of the more widely used security control frameworks is *Control Objectives for Information and Related Technology (COBIT)*. COBIT is a documented set of best IT security practices crafted by the Information Systems Audit and Control Association (ISACA). It prescribes goals and requirements for security controls and encourages the mapping of IT security ideals to business objectives. COBIT is based on six key principles for governance and management of enterprise IT:

- Provide Stakeholder Value
- Holistic Approach
- Dynamic Governance System
- Governance Distinct from Management
- Tailored to Enterprise Needs
- End-to-End Governance System

COBIT is used not only to plan the IT security of an organization but also as a guideline for auditors. COBIT is a widely recognized and respected security control framework.

Fortunately, COBIT is only modestly referenced on the exam, so further details are not necessary. However, if you have interest in this concept, please visit the ISACA website (www.isaca.org/cobit), or if you want a general overview, read the COBIT entry on Wikipedia.

There are many other standards and guidelines for IT security. Here are a few:

- NIST 800-53 Rev. 5, “Security and Privacy Controls for Information Systems and Organizations” (csrc.nist.gov/publications/detail/sp/800-53/rev-5/final), contains U.S. government-sourced general recommendations for organizational security.
- The *Center for Internet Security (CIS)* provides OS, application, and hardware security configuration guides at www.cisecurity.org/cis-benchmarks.

- *NIST Risk Management Framework (RMF)* (csrc.nist.gov/projects/risk-management/rmf-overview) establishes mandatory requirements for federal agencies. The RMF has six phases: Categorize, Select, Implement, Assess, Authorize, and Monitor.
- *NIST Cybersecurity Framework (CSF)* (www.nist.gov/cyberframework) is designed for critical infrastructure and commercial organizations, and consists of five functions: Identify, Protect, Detect, Respond, and Recover. It is a prescription of operational activities that are to be performed on an ongoing basis for the support and improvement of security over time.
- *International Organization for Standardization (ISO)/ International Electrotechnical Commission (IEC) 27000 family group* (www.itgovernanceusa.com/iso27000-family) is an international standard that can be the basis of implementing organizational security and related management practices.
- *Information Technology Infrastructure Library (ITIL)* (itlibrary.org), initially crafted by the British government, is a set of recommended best practices for optimization of IT services to support business growth, transformation, and change. ITIL focuses on understanding how IT and security need to be integrated with and aligned to the objectives of an organization. ITIL and operational processes and is often used as a starting point for the crafting of a customized IT security solution within an established infrastructure.

Due Diligence and Due Care

Why is planning to plan security so important? One reason is the requirement for *due diligence* and *due care*. Due diligence is establishing a plan, policy, and process to protect the interests of an organization. Due care is practicing the individual activities that maintain the due diligence effort. For example, due diligence is developing a formalized security structure containing a security policy, standards, baselines, guidelines, and procedures. Due care is the continued application of this security structure onto the IT infrastructure of an organization. Operational security is the ongoing maintenance of continued due diligence and due care by all responsible parties within an organization. Due diligence is knowing what should be done and planning for it; due care is doing the right action at the right time.

In today's business environment, prudence is mandatory. Showing due diligence and due care is the only way to disprove negligence in an occurrence of loss. Senior management must show due care and due diligence to reduce their culpability and liability when a loss occurs.

Security Policy, Standards, Procedures, and Guidelines

For most organizations, maintaining security is an essential part of ongoing business. To reduce the likelihood of a security failure, the process of implementing security has been

formalized with a hierarchical organization of documentation. Developing and implementing documented security policy, standards, procedures, and guidelines produces a solid and reliable security infrastructure.

Security Policies

The top tier of the formalization is known as a security policy. A *security policy* is a document that defines the scope of security needed by the organization and discusses the assets that require protection and the extent to which security solutions should go to provide the necessary protection. The security policy is an overview or generalization of an organization's security needs. It defines the strategic security objectives, vision, and goals and outlines the security framework of an organization. The security policy is used to assign responsibilities, define roles, specify audit requirements, outline enforcement processes, indicate compliance requirements, and define acceptable risk levels. This document is often used as the proof that senior management has exercised due diligence in protecting itself against intrusion, attack, and disaster. Security policies are compulsory.

Many organizations employ several types of security policies to define or outline their overall security strategy. An organizational security policy focuses on issues relevant to every aspect of an organization. An issue-specific security policy focuses on a specific network service, department, function, or other aspect that is distinct from the organization as a whole. A system-specific security policy focuses on individual systems or types of systems and prescribes approved hardware and software, outlines methods for locking down a system, and even mandates firewall or other specific security controls.

From the security policies flow many other documents or sub-elements necessary for a complete security solution. Policies are broad overviews, whereas standards, baselines, guidelines, and procedures include more specific, detailed information on the actual security solution. Standards are the next level below security policies.

Acceptable Use Policy

An *acceptable use policy (AUP)* is a commonly produced document that exists as part of the overall security documentation infrastructure. This policy defines a level of acceptable performance and expectation of behavior and activity. Failure to comply with the policy may result in job action warnings, penalties, or termination.

Security Standards, Baselines, and Guidelines

Once the main security policies are set, then the remaining security documentation can be crafted under the guidance of those policies. *Standards* define compulsory requirements for the homogenous use of hardware, software, technology, and security controls. They

provide a course of action by which technology and procedures are uniformly implemented throughout an organization.

A *baseline* defines a minimum level of security that every system throughout the organization must meet. A baseline is a more operationally focused form of a standard. All systems not complying with the baseline should be taken out of production until they can be brought up to the baseline. The baseline establishes a common foundational secure state on which all additional and more stringent security measures can be built. Baselines are usually system specific and often refer to an industry or government standard.

Guidelines are the next element of the formalized security policy structure. A *guideline* offers recommendations on how standards and baselines are implemented and serves as an operational guide for both security professionals and users. Guidelines are flexible, so they can be customized for each unique system or condition and can be used in the creation of new procedures. They state which security mechanisms should be deployed instead of prescribing a specific product or control and detailing configuration settings. They outline methodologies, include suggested actions, and are not compulsory.

Security Procedures

Procedures are the final element of the formalized security policy structure. A *procedure* or *standard operating procedure (SOP)* is a detailed, step-by-step how-to document that describes the exact actions necessary to implement a specific security mechanism, control, or solution. A procedure could discuss the entire system deployment operation or focus on a single product or aspect. They must be updated as the hardware and software of a system evolve. The purpose of a procedure is to ensure the integrity of business processes through standardization and consistency of results.

At the top of the formalization security policy documentation structure there are fewer documents because they contain general broad discussions of overview and goals. There are more documents further down the formalization structure (in other words, guidelines and procedures) because they contain details specific to a limited number of systems, networks, divisions, and areas.

Keeping these documents as separate entities provides these benefits:

- Not all users need to know the security standards, baselines, guidelines, and procedures for all security classification levels.
- When changes occur, it is easier to update and redistribute only the affected material rather than updating a monolithic policy and redistributing it throughout the organization.

Many organizations struggle just to define the foundational parameters of their security, much less detail every single aspect of their day-to-day activities. However, in theory, a detailed and complete security policy supports real-world security in a directed, efficient, and specific manner. Once the security policy documentation is reasonably complete, it can be used to guide decisions, train new users, respond to problems, and predict trends for future expansion.

Threat Modeling

Threat modeling is the security process where potential threats are identified, categorized, and analyzed. *Threat modeling* can be performed as a proactive measure during design and development or as a reactive measure once a product has been deployed. In either case, the process identifies the potential harm, the probability of occurrence, the priority of concern, and the means to eradicate or reduce the threat.

Threat modeling isn't meant to be a single event. Instead, it's meant to be initiated early in the design process of a system and continue throughout its lifecycle. For example, Microsoft uses a Security Development Lifecycle (SDL) (www.microsoft.com/en-us/securityengineering/sdl) with the motto of "Secure by Design, Secure by Default, Secure in Deployment and Communication" (also known as SD3+C). It has two goals in mind with this process:

- To reduce the number of security-related design and coding defects
- To reduce the severity of any remaining defects

A *defensive approach* to threat modeling takes place during the early stages of systems development, specifically during initial design and specifications establishment. This method is based on predicting threats and designing in specific defenses during the coding and crafting process. In most cases, integrated security solutions are more cost-effective and more successful than those shoehorned in later. While not a formal term, this concept could be considered a *proactive approach* to threat management.

Unfortunately, not all threats can be predicted during the design phase, so a *reactive approach* to threat management is still needed to address unforeseen issues. This concept is often called *threat hunting* or may be referred to as an *adversarial approach*.

An adversarial approach to threat modeling takes place after a product has been created and deployed. This deployment could be in a test or laboratory environment or to the general marketplace. This technique of threat hunting is the core concept behind ethical hacking, penetration testing, source code review, and fuzz testing. Although these processes are often useful in finding flaws and threats, they unfortunately result in additional effort in coding to add in new countermeasures, typically released as patches. This results in less effective security improvements (over defensive threat modeling) at the cost of potentially reducing functionality and user-friendliness.

Fuzz testing is a specialized dynamic testing technique that provides many different types of input to software to stress its limits and find previously undetected flaws. See Chapter 15 for more on fuzz testing.

Identifying Threats

There's an almost infinite possibility of threats, so it's important to use a structured approach to accurately identify relevant threats. For example, some organizations use one or more of the following three approaches:

Focused on Assets This method uses asset valuation results and attempts to identify threats to the valuable assets.

Focused on Attackers Some organizations are able to identify potential attackers and can identify the threats they represent based on the attacker's motivations, goals, or tactics, techniques, and procedures (TTPs).

Focused on Software If an organization develops software, it can consider potential threats against the software.

It's common to pair threats with vulnerabilities to identify threats that can exploit assets and represent significant risks to the organization. An ultimate goal of threat modeling is to prioritize the potential threats against an organization's valuable assets.

When attempting to inventory and categorize threats, it is often helpful to use a guide or reference. Microsoft developed a threat categorization scheme known as the STRIDE threat model. *STRIDE* is an acronym standing for the following:

- ***Spoofing***: An attack with the goal of gaining access to a target system through the use of a falsified identity. When an attacker spoofs their identity as a valid or authorized entity, they are often able to bypass filters and blockades against unauthorized access.
- ***Tampering***: Any action resulting in unauthorized changes or manipulation of data, whether in transit or in storage.
- ***Repudiation***: The ability of a user or attacker to deny having performed an action or activity by maintaining plausible deniability. Repudiation attacks can also result in innocent third parties being blamed for security violations.
- ***Information disclosure***: The revelation or distribution of private, confidential, or controlled information to external or unauthorized entities.
- ***Denial of service (DoS)***: An attack that attempts to prevent authorized use of a resource. This can be done through flaw exploitation, connection overloading, or traffic flooding.
- ***Elevation of privilege***: An attack where a limited user account is transformed into an account with greater privileges, powers, and access.

Process for Attack Simulation and Threat Analysis (PASTA) is a seven-stage threat modeling methodology. PASTA is a risk-centric approach that aims at selecting or developing countermeasures in relation to the value of the assets to be protected. The following are the seven steps of PASTA:

- Stage I: Definition of the Objectives (DO) for the Analysis of Risks
- Stage II: Definition of the Technical Scope (DTS)
- Stage III: Application Decomposition and Analysis (ADA)
- Stage IV: Threat Analysis (TA)
- Stage V: Weakness and Vulnerability Analysis (WVA)
- Stage VI: Attack Modeling & Simulation (AMS)
- Stage VII: Risk Analysis & Management (RAM)

Each stage of PASTA has a specific list of objectives to achieve and deliverables to produce in order to complete the stage. For more information on PASTA, please see *Risk Centric*

Threat Modeling: Process for Attack Simulation and Threat Analysis (Wiley, 2015), by Tony UcedaVelez and Marco M. Morana.

Visual, Agile, and Simple Threat (VAST) is a threat modeling concept that integrates threat and risk management into an Agile programming environment on a scalable basis (see Chapter 20, “Software Development Security,” regarding Agile).

These are just a few in the vast array of threat modeling concepts and methodologies available from community groups, commercial entities, government agencies, and international associations.

Be Alert for Individual Threats

Competition is often a key part of business growth, but overly adversarial competition can increase the threat level from individuals. In addition to criminal hackers and disgruntled employees, adversaries, contractors, employees, and even trusted partners can be a threat to an organization if relationships go sour.

Potential threats to your business are broad and varied. A company faces threats from nature, technology, and people. Always consider the best and worst possible outcomes of your organization’s activities, decisions, and interactions. Identifying threats is the first step toward designing defenses to help reduce or eliminate downtime, compromise, and loss.

Determining and Diagramming Potential Attacks

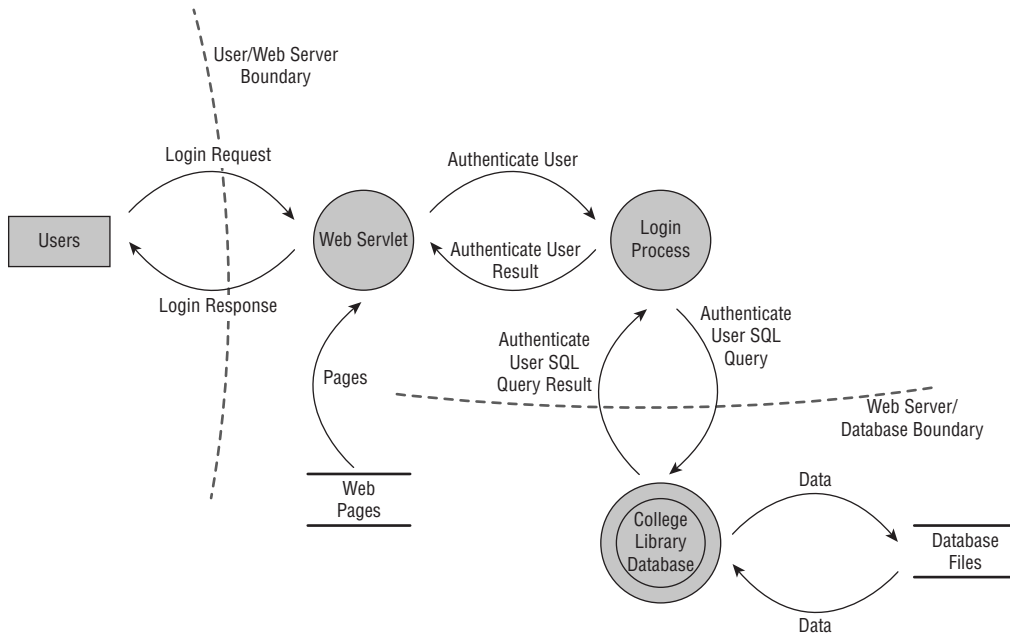
The next step in threat modeling is to determine the potential attack concepts that could be realized. This is often accomplished through the creation of a diagram of the elements involved in a transaction along with indications of data flow and privilege boundaries (Figure 1.4). This image shows each major component of a system, the boundaries between security zones, and the potential flow or movement of information and data.

This is a high-level overview and not a detailed evaluation of the coding logic. However, for more complex systems, multiple diagrams may need to be created at various focus points and at varying levels of detail magnification.

Once a diagram has been crafted, identify all of the technologies involved. Next, identify attacks that could be targeted at each element of the diagram. Keep in mind that all forms of attacks should be considered, including logical/technical, physical, and social. This process will quickly lead you into the next phase of threat modeling: reduction analysis.

Performing Reduction Analysis

The next step in threat modeling is to perform reduction analysis. *Reduction analysis* is also known as *decomposing* the application, system, or environment. The purpose of this task is

FIGURE 1.4 An example of diagramming to reveal threat concerns

to gain a greater understanding of the logic of the product, its internal components, as well as its interactions with external elements. Whether an application, a system, or an entire environment, it needs to be divided into smaller containers or compartments. Those might be subroutines, modules, or objects if you're focusing on software, computers, or operating systems; they might be protocols if you're focusing on systems or networks; or they might be departments, tasks, and networks if you're focusing on an entire business infrastructure. Each identified element should be evaluated in order to understand inputs, processing, security, data management, storage, and outputs.

In the decomposition process, you must identify five key concepts:

Trust Boundaries Any location where the level of trust or security changes

Dataflow Paths The movement of data between locations

Input Points Locations where external input is received

Privileged Operations Any activity that requires greater privileges than of a standard user account or process, typically required to make system changes or alter security

Details about Security Stance and Approach The declaration of the security policy, security foundations, and security assumptions

Breaking down a system into its constituent parts makes it much easier to identify the essential components of each element as well as take notice of vulnerabilities and points of attack. The more you understand exactly how a program, system, or environment operates, the easier it is to identify threats to it.

Once threats are identified, they should be fully documented by defining the means, target, and consequences of a threat. Consider including the techniques required to implement an exploitation as well as list potential countermeasures and safeguards.

Prioritization and Response

After documentation, the next step is to rank or rate the threats. This can be accomplished using a wide range of techniques, such as Probability \times Damage Potential ranking, high/medium/low rating, or the DREAD system.

The ranking technique of *Probability \times Damage Potential* produces a risk severity number on a scale of 1 to 100, with 100 the most severe risk possible. Each of the two initial values can be assigned numbers between 1 and 10, with 1 being lowest and 10 the highest. These rankings can be somewhat arbitrary and subjective, but since the same person or team will be assigning the numbers for their own organization, it should still result in assessment values that are accurate on a relative basis.

The high/medium/low (1/2/3 or green/yellow/red) rating process is even simpler. It creates a basic risk matrix or heat map (Figure 1.5). As with any means of risk assessment, the purpose is to help establish criticality prioritization. Using a risk matrix, each threat can be assigned a probability and a damage level. Then when these two values are compared, the result is a combined value somewhere in the nine squares. Those threats in the HH (high probability/high damage) area are of the highest priority and concern, whereas those in the LL (low probability/low damage) area are of least priority and concern.

FIGURE 1.5 A risk matrix or risk heat map

	H	HL	HM	HH
Probability	M	ML	MM	MH
	L	LL	LM	LH
		L	M	H
				Damage

The *Disaster, Reproducibility, Exploitability, Affected Users, and Discoverability (DREAD)* rating system is designed to provide a flexible rating solution that is based on the answers to five main questions about each threat:

Damage Potential How severe is the damage likely to be if the threat is realized?

Reproducibility How complicated is it for attackers to reproduce the exploit?

Exploitability How hard is it to perform the attack?

Affected Users How many users are likely to be affected by the attack (as a percentage)?

Discoverability How hard is it for an attacker to discover the weakness?

Once threat priorities are set, responses to those threats need to be determined. Technologies and processes to remediate threats should be considered and weighted according to their cost and effectiveness. Response options should include making adjustments to software architecture, altering operations and processes, and implementing defensive and detective components.

This process is similar to the risk assessment process discussed in Chapter 2. The difference is that threats are the focus of threat modeling, whereas assets are the focus of risk assessment.

Supply Chain Risk Management

Applying risk-based management concepts to the supply chain is a means to ensure a more robust and successful security strategy in organizations of all sizes. A *supply chain* is the concept that most computers, devices, networks, systems, and even cloud services are not built by a single entity. In fact, most of the companies we know of as computer and equipment manufacturers generally perform the final assembly rather than manufacture all the individual components. Often the CPU, memory, drive controllers, hard drives, SSDs, and video cards are created by other third-party vendors. Even these commodity vendors are unlikely to have mined their own metals or processed the oil for plastics or etched the silicon of their chips. Thus, any finished system has a long and complex history, known as its supply chain, that enabled it to come into existence.

Supply chain risk management (SCRM) is the means to ensure that all of the vendors or links in the supply chain are reliable, trustworthy, reputable organizations that disclose their practices and security requirements to their business partners (although not necessarily to the public). Each link in the chain should be responsible and accountable to the next link in the chain. Each handoff is properly organized, documented, managed, and audited. The goal of a secure supply chain is to ensure that the finished product is of sufficient quality, meets performance and operational goals, and provides stated security mechanisms, and that at no point in the process was any element counterfeited or subjected to unauthorized or malicious manipulation or sabotage.

When evaluating organizational risk, consider external factors that can affect the organization, especially related to company stability and resource availability. The supply chain can be a threat vector, where materials, software, hardware, or data is being obtained from a supposedly trusted source but the supply chain behind that source could have been compromised and the asset poisoned or modified.

An organization's supply chain should be assessed to determine what risks it places on the organization. Is the organization operating on a just-in-time basis where materials are delivered just before or just as they are needed by manufacturing? If there is any delay in delivery, is there any surplus or buffer of materials that can be used to maintain production while the supply chain operations are reconstituted?

Most organizations rely on products manufactured by other entities. Most of those products are produced as part of a long and complex supply chain. Attacks on that supply chain could result in flawed or less reliable products or could allow for remote access or listening mechanisms to be embedded into otherwise functioning equipment.

Supply chain attacks present a risk that can be challenging to address. An organization may elect to inspect all equipment in order to reduce the chance of modified devices going into production networks. However, with miniaturization, it may be nearly impossible to discover an extra chip placed on a device's mainboard. Also, the manipulation may be through firmware or software instead of hardware. Organizations can choose to source products from trusted and reputable vendors, or maybe even attempt to use vendors who manufacture most of their products domestically.

In many cases, ongoing security monitoring, management, and assessment may be required. This could be an industry best practice or a regulation. Such assessment and monitoring of a supply chain may be performed by the primary or end-of-chain organization or may require the use of external auditors. When engaging third-party assessment and monitoring services, keep in mind that each element of the supply chain entity needs to show security-mindedness in their business operations. If an organization is unable to manage their own operations on a secure basis, how can they provide reliable security management functions to the supply chain?

When possible, establish minimum security requirements for each entity in a supply chain. The security requirements for new hardware, software, or services should always meet or exceed the security expected in the final product. This often requires a detailed review of SLAs, contracts, and actual performance. This is to ensure that security is a prescribed component of the contracted services. When a supply chain component provider is crafting software or providing a service (such as a cloud provider), then a service-level requirement (SLR) may need to be defined. An SLR is a statement of the expectations of service and performance from the product or service of a vendor. Often, an SLR is provided by the customer/client prior to the establishment of the SLA (which should incorporate the elements of the SLR if the vendor expects the customer to sign the agreement).

Summary

Security governance, management concepts, and principles are inherent elements in a security policy and in solution deployment. They define the basic parameters needed for a secure environment. They also define the goals and objectives that both policy designers and system implementers must achieve in order to create a secure solution.

The primary goals and objectives of security are contained within the CIA Triad: confidentiality, integrity, and availability. Confidentiality is the principle that objects are not disclosed to unauthorized subjects. Integrity is the principle that objects retain their veracity and are intentionally modified only by authorized subjects. Availability is the principle that authorized subjects are granted timely and uninterrupted access to objects.

Other security-related concepts and principles that should be considered and addressed when designing a security policy and deploying a security solution are identification, authentication, authorization, auditing, nonrepudiation, defense in depth, abstraction, data hiding, and encryption.

Security roles determine who is responsible for the security of an organization's assets. Common roles include senior management, security professionals, asset owner, custodian, user, and auditor.

A formalized security policy structure consists of policies, standards, baselines, guidelines, and procedures. These individual documents are elements essential to the design and implementation of security in any environment. To be effective, the approach to security management must be a top-down approach.

Threat modeling is the security process where potential threats are identified, categorized, and analyzed. Threat modeling can be performed as a proactive measure during design and development or as a reactive measure once a product has been deployed. In either case, the process identifies the potential harm, the probability of occurrence, the priority of concern, and the means to eradicate or reduce the threat.

Integrating cybersecurity risk management with supply chain, acquisition strategies, and business practices is a means to ensure a more robust and successful security strategy in organizations of all sizes. When purchases are made without security considerations, the risks inherent in those products remain throughout their deployment life span.

Exam Essentials

Understand the CIA Triad elements of confidentiality, integrity, and availability. Confidentiality is the principle that objects are not disclosed to unauthorized subjects. Integrity is the principle that objects retain their veracity and are intentionally modified only by authorized subjects. Availability is the principle that authorized subjects are granted timely and uninterrupted access to objects.

Know the elements of AAA services. AAA is composed of identification, authentication, authorization, auditing, and accountability.

Be able to explain how identification works. Identification is the process by which a subject professes an identity and accountability is initiated. A subject must provide an identity to a system to start the process of authentication, authorization, and accountability.

Understand the process of authentication. Authentication is the process of verifying or testing that a claimed identity is valid. Authentication requires information from the subject that must exactly correspond to the identity indicated.

Know how authorization fits into a security plan. Once a subject is authenticated, its access must be authorized. The process of authorization ensures that the requested activity or object access is possible given the rights and privileges assigned to the authenticated identity.

Be able to explain the auditing process. Auditing is the programmatic means by which subjects are held accountable for their actions while authenticated on a system through the documentation or recording of subject activities.

Understand the importance of accountability. Security can be maintained only if subjects are held accountable for their actions. Effective accountability relies on the capability to prove a subject's identity and track their activities.

Be able to explain nonrepudiation. Nonrepudiation ensures that the subject of an activity or event cannot deny that the event occurred. It prevents a subject from claiming not to have sent a message, not to have performed an action, or not to have been the cause of an event.

Know about defense in depth. Defense in depth, also known as layering, is simply the use of multiple controls in a series. Using a multilayered solution allows for numerous different controls to guard against whatever threats come to pass.

Be able to explain the concept of abstraction. Abstraction is used to collect similar elements into groups, classes, or roles that are assigned security controls, restrictions, or permissions as a collective. It adds efficiency to carrying out a security plan.

Understand data hiding. Data hiding is exactly what it sounds like: preventing data from being discovered or accessed by a subject. It is often a key element in security controls as well as in programming.

Know about security boundaries. A security boundary is the line of intersection between any two areas, subnets, or environments that have different security requirements or needs.

Understand security governance. Security governance is the collection of practices related to supporting, defining, and directing the security efforts of an organization.

Know about third-party governance. Third-party governance is the system of external entity oversight that may be mandated by law, regulation, industry standards, contractual obligation, or licensing requirements. The actual method of governance may vary, but it generally involves an outside investigator or auditor.

Understand documentation review. Documentation review is the process of reading the exchanged materials and verifying them against standards and expectations. In many situations, especially related to government or military agencies or contractors, failing to provide sufficient documentation to meet requirements of third-party governance can result in a loss of or a voiding of authorization to operate (ATO).

Understand alignment of security function to business strategy, goals, mission, and objectives. Security management planning ensures proper creation, implementation, and enforcement of a *security policy*. Security management planning aligns the security functions to the strategy, goals, mission, and objectives of the organization. This includes designing and implementing security based on business cases, budget restrictions, or scarcity of resources.

Know what a business case is. A business case is usually a documented argument or stated position in order to define a need to make a decision or take some form of action. To make a business case is to demonstrate a business-specific need to alter an existing process or choose an approach to a business task. A business case is often made to justify the start of a new project, especially a project related to security.

Understand security management planning. Security management is based on three types of plans: strategic, tactical, and operational. A strategic plan is a long-term plan that is fairly stable. It defines the organization's goals, mission, and objectives. The tactical plan is a mid-term plan developed to provide more details on accomplishing the goals set forth in the strategic plan. Operational plans are short-term and highly detailed plans based on the strategic and tactical plans.

Know the elements of a formalized security policy structure. To create a comprehensive security plan, you need the following items in place: security policy, standards, baselines, guidelines, and procedures.

Understand organizational process. Security governance needs to address every aspect of an organization. This includes the organizational processes of acquisitions, divestitures, and governance committees.

Understand key security roles. The primary security roles are senior manager, security professional, asset owner, custodian, user, and auditor.

Know the basics of COBIT. Control Objectives for Information and Related Technology (COBIT) is a security concept infrastructure used to organize the complex security solutions of companies.

Understand due diligence and due care. Due diligence is establishing a plan, policy, and process to protect the interests of an organization. Due care is practicing the individual activities that maintain the due diligence effort. Due diligence is knowing what should be done and planning for it; due care is doing the right action at the right time.

Know the basics of threat modeling. Threat modeling is the security process where potential threats are identified, categorized, and analyzed. Threat modeling can be performed as a proactive measure during design and development or as a reactive measure once a product

has been deployed. Key concepts include assets/attackers/software, STRIDE, PASTA, VAST, diagramming, reduction/decomposing, and DREAD.

Understand supply chain risk management (SCRM) concepts. SCRM is a means to ensure that all the vendors or links in the supply chain are reliable, trustworthy, reputable organizations that disclose their practices and security requirements to their business partners. SCRM includes evaluating risks associated with hardware, software, and services; performing third-party assessment and monitoring; establishing minimum security requirements; and enforcing service-level requirements.

Written Lab

1. Discuss and describe the CIA Triad.
2. What are the requirements to hold a person accountable for the actions of their user account?
3. Name the six primary security roles as defined by (ISC)² for CISSP.
4. What are the four components of a complete organizational security policy and their basic purpose?

Review Questions

1. Confidentiality, integrity, and availability are typically viewed as the primary goals and objectives of a security infrastructure. Which of the following is not considered a violation of confidentiality?
 - A. Stealing passwords using a keystroke logging tool
 - B. Eavesdropping on wireless network communications
 - C. Hardware destruction caused by arson
 - D. Social engineering that tricks a user into providing personal information to a false website
2. Security governance requires a clear understanding of the objectives of the organization as the core concepts of security. Which of the following contains the primary goals and objectives of security?
 - A. A network's border perimeter
 - B. The CIA Triad
 - C. AAA services
 - D. Ensuring that subject activities are recorded
3. James recently discovered an attack taking place against his organization that prevented employees from accessing critical records. What element of the CIA Triad was violated?
 - A. Identification
 - B. Availability
 - C. Encryption
 - D. Layering
4. Optimally, security governance is performed by a board of directors, but smaller organizations may simply have the CEO or CISO perform the activities of security governance. Which of the following is true about security governance?
 - A. Security governance ensures that the requested activity or access to an object is possible given the rights and privileges assigned to the authenticated identity.
 - B. Security governance is used for efficiency. Similar elements are put into groups, classes, or roles that are assigned security controls, restrictions, or permissions as a collective.
 - C. Security governance is a documented set of best IT security practices that prescribes goals and requirements for security controls and encourages the mapping of IT security ideals to business objectives.
 - D. Security governance seeks to compare the security processes and infrastructure used within the organization with knowledge and insight obtained from external sources.

5. You have been tasked with crafting a long-term security plan that is fairly stable. It needs to define the organization's security purpose. It also needs to define the security function and align it to the goals, mission, and objectives of the organization. What are you being asked to create?
 - A. Tactical plan
 - B. Operational plan
 - C. Strategic plan
 - D. Rollback plan
6. Annaliese's organization is undergoing a period of increased business activity where they are conducting a large number of mergers and acquisitions. She is concerned about the risks associated with those activities. Which of the following are example of those risks? (Choose all that apply.)
 - A. Inappropriate information disclosure
 - B. Increased worker compliance
 - C. Data loss
 - D. Downtime
 - E. Additional insight into the motivations of inside attackers
 - F. Failure to achieve sufficient return on investment (ROI)
7. Which security framework was initially crafted by a government for domestic use but is now an international standard, which is a set of recommended best practices for optimization of IT services to support business growth, transformation, and change; which focuses on understanding how IT and security need to be integrated with and aligned to the objectives of an organization; and which is often used as a starting point for the crafting of a customized IT security solution within an established infrastructure?
 - A. ITIL
 - B. ISO 27000
 - C. CIS
 - D. CSF
8. A security role is the part an individual plays in the overall scheme of security implementation and administration within an organization. What is the security role that has the functional responsibility for security, including writing the security policy and implementing it?
 - A. Senior management
 - B. Security professional
 - C. Custodian
 - D. Auditor
9. Control Objectives for Information and Related Technology (COBIT) is a documented set of best IT security practices crafted by the Information Systems Audit and Control Association (ISACA). It prescribes goals and requirements for security controls and encourages the mapping of IT security ideals to business objectives. COBIT is based on six key principles for

governance and management of enterprise IT. Which of the following are among these key principles? (Choose all that apply.)

- A. Holistic Approach
 - B. End-to-End Governance System
 - C. Provide Stakeholder Value
 - D. Maintaining Authenticity and Accountability
 - E. Dynamic Governance System
- 10.** In today's business environment, prudence is mandatory. Showing due diligence and due care is the only way to disprove negligence in an occurrence of loss. Which of the following are true statements? (Choose all that apply.)
- A. Due diligence is establishing a plan, policy, and process to protect the interests of an organization.
 - B. Due care is developing a formalized security structure containing a security policy, standards, baselines, guidelines, and procedures.
 - C. Due diligence is the continued application of a security structure onto the IT infrastructure of an organization.
 - D. Due care is practicing the individual activities that maintain the security effort.
 - E. Due care is knowing what should be done and planning for it.
 - F. Due diligence is doing the right action at the right time.
- 11.** Security documentation is an essential element of a successful security program. Understanding the components is an early step in crafting the security documentation. Match the following components to their respective definitions.
- 1. Policy
 - 2. Standard
 - 3. Procedure
 - 4. Guideline
- I. A detailed, step-by-step how-to document that describes the exact actions necessary to implement a specific security mechanism, control, or solution.
 - II. A document that defines the scope of security needed by the organization and discusses the assets that require protection and the extent to which security solutions should go to provide the necessary protection.
 - III. A minimum level of security that every system throughout the organization must meet.
 - IV. Offers recommendations on how security requirements are implemented and serves as an operational guide for both security professionals and users.
 - V. Defines compulsory requirements for the homogenous use of hardware, software, technology, and security controls.

- A. 1 – I; 2 – IV; 3 – II; 4 – V
 - B. 1 – II; 2 – V; 3 – I; 4 – IV
 - C. 1 – IV; 2 – II; 3 – V; 4 – I
 - D. 1 – V; 2 – I; 3 – IV; 4 – III
12. STRIDE is often used in relation to assessing threats against applications or operating systems. When confidential documents are exposed to unauthorized entities, which element of STRIDE is used to reference that violation?
- A. S
 - B. T
 - C. R
 - D. I
 - E. D
 - F. E
13. A development team is working on a new project. During the early stages of systems development, the team considers the vulnerabilities, threats, and risks of their solution and integrates protections against unwanted outcomes. What concept of threat modeling is this?
- A. Threat hunting
 - B. Proactive approach
 - C. Qualitative approach
 - D. Adversarial approach
14. Supply chain risk management (SCRM) is a means to ensure that all the vendors or links in the supply chain are reliable, trustworthy, reputable organizations. Which of the following are true statements? (Choose all that apply.)
- A. Each link in the supply chain should be responsible and accountable to the next link in the chain.
 - B. Commodity vendors are unlikely to have mined their own metals or processed the oil for plastics or etched the silicon of their chips.
 - C. If the final product derived from a supply chain meets expectations and functional requirements, it is assured to not have unauthorized elements.
 - D. Failing to properly secure a supply chain can result in flawed or less reliable products, or even embedded listing or remote control mechanisms.
15. Your organization has become concerned with risks associated with the supply chain of their retail products. Fortunately, all coding for their custom product is done in-house. However, a thorough audit of a recently completed product revealed that a listening mechanism was integrated into the solution somewhere along the supply chain. The identified risk is associated with what product component in this scenario?
- A. Software
 - B. Services
 - C. Data
 - D. Hardware

16. Cathy's employer has asked her to perform a documentation review of the policies and procedures of a third-party supplier. This supplier is just the final link in a software supply chain. Their components are being used as a key element of an online service operated for high-end customers. Cathy discovers several serious issues with the vendor, such as failing to require encryption for all communications and not requiring multifactor authentication on management interfaces. What should Cathy do in response to this finding?
- A. Write up a report and submit it to the CIO.
 - B. Void the ATO of the vendor.
 - C. Require that the vendor review their terms and conditions.
 - D. Have the vendor sign an NDA.
17. Whenever an organization works with a third party, its supply chain risk management (SCRM) processes should be applied. One of the common requirements is the establishment of minimum security requirements of the third party. What should these requirements be based on?
- A. Existing security policy
 - B. Third-party audit
 - C. On-site assessment
 - D. Vulnerability scan results
18. It's common to pair threats with vulnerabilities to identify threats that can exploit assets and represent significant risks to the organization. An ultimate goal of threat modeling is to prioritize the potential threats against an organization's valuable assets. Which of the following is a risk-centric threat-modeling approach that aims at selecting or developing countermeasures in relation to the value of the assets to be protected?
- A. VAST
 - B. SD3+C
 - C. PASTA
 - D. STRIDE
19. The next step after threat modeling is reduction analysis. Reduction analysis is also known as decomposing the application, system, or environment. The purpose of this task is to gain a greater understanding of the logic of the product, its internal components, as well as its interactions with external elements. Which of the following are key components to identify when performing decomposition? (Choose all that apply.)
- A. Patch or update versions
 - B. Trust boundaries
 - C. Dataflow paths
 - D. Open vs. closed source code use
 - E. Input points
 - F. Privileged operations
 - G. Details about security stance and approach

- 20.** Defense in depth is simply the use of multiple controls in a series. No one control can protect against all possible threats. Using a multilayered solution allows for numerous, different controls to guard against whatever threats come to pass. Which of the following are terms that relate to or are based on defense in depth? (Choose all that apply.)
- A.** Layering
 - B.** Classifications
 - C.** Zones
 - D.** Realms
 - E.** Compartments
 - F.** Silos
 - G.** Segmentations
 - H.** Lattice structure
 - I.** Protection rings